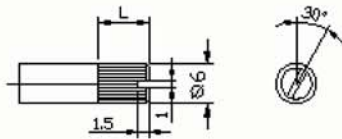


**16mm Snap-in Insulated Shaft Potentiometers**

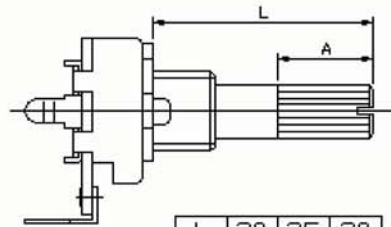
Shaft Dimensions

KC TYPE  
18TEETH



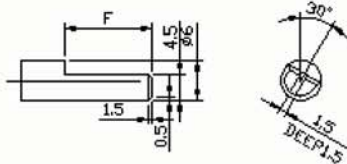
SHAFT SHOWN IN  
FULL C.C.W. POSITION

Vertical with bushing



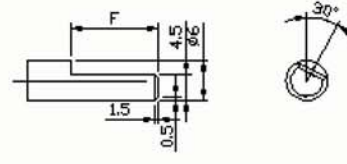
L	20	25	30
A	12	12	12

F Type



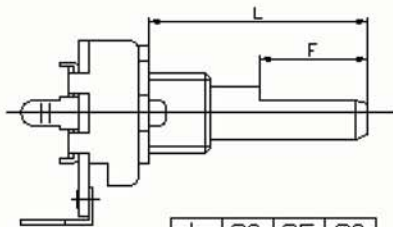
SHAFT SHOWN IN  
FULL C.C.W. POSITION

F Type



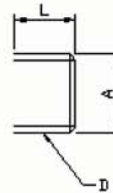
SHAFT SHOWN IN  
FULL C.C.W. POSITION

Vertical with bushing



L	20	25	30
F	12	12	12

Bushing Dimension



L	A	D	
7	∅9	M9x0.75	STD

# Vimex International Corp. (800)227-0075

## 16mm Snap-in Insulated Shaft Potentiometers

### Electrical Characteristics

Total Resistance	5K ~ 2M $\Omega$				
Total Resistance Tolerance	$\pm 20\%$				
Resistance Taper	A. B. C. D. W. Taper				
Resistance Taper Characteristics	A50%	B50%	C50%	D50%	W50%
	15-25%	40-60%	75-85%	2-15%	45-55%
Rated Power	B Taper : 50V 0.1W; Other Tapers: 50V 0.05W				
Residual Resistance	$R \geq 250K\Omega$ 0.1% $250K\Omega > R > 10K\Omega$ 20 $\Omega$ Max. ( between Term. 1, 2) $10K\Omega \geq R$ 20 $\Omega$ Max. ( between Term. 2, 3)				
Noise	47 mV Max.				
Insulation Resistance	DC250V 100M $\Omega$				
Withstand Voltage	1 minute at AC250V				
Rotational Life	15,000 Cycles				

### Mechanical Characteristics

Total Rotational Angle	300° $\pm$ 5°
Stopper Strength	6kgf.cm max./3sec.
Rotational Torque	30 ~ 250 gf.cm
Shaft Pull-Push Strength	8kgf.cm max./3 minute.
Shaft Lever Wobble	With bushing 0.7 x L /30 mmp-p max.
Center Click Torque	60 ~ 300 g.cm
Shaft Bending	0.3mm max.
Soldering Heat	300°C, 3s. (Only for Hand-Soldering)
Remark	♣ Insulated shaft of black.