



Trimming potentiometers with a special ceramic base plate and a layer of precious metal sprayed on the top surface.

Terminals are fastened with a good layer of silver for improved connection.

These potentiometers are fitted with a dust proof cap made from UL94V-0 nylon material. The cap protects the trimmer from dust and other airborne contaminants. The construction is so solid that they can also stand up to the harshest testing and cleaning environments. They can withstand harsh conditions without jeopardizing their electrical characteristics, and outperform their counterparts at a much more cost effective price.

These trimmers are an economical alternative to sealed potentiometers in certain applications

### GENERAL NOTES

#### Characteristics

- 6mm & 8mm / Cermet / IP 5 protection (dust-proof)
- compact form offers high power to size ratio
- Low noise level
- High stability part can be used in high frequency circuits
- Low temperature co-efficient

#### Applications

- Applications that require a more sturdy trimmer.
- Power Supplies
- High power applications
- Phase correction designs.
- Compact appliances and devices

### HOW TO ORDER

<b>RVM06HP03</b>	-	<b>1</b>	-	<b>B</b>	-	<b>253</b>	-	<b>M</b>
------------------	---	----------	---	----------	---	------------	---	----------

SERIES / MODEL	-	CAP	-	TAPER	-	RESISTANCE	-	TOLERANCE
<b>RVM06VP01</b>						<b>Example:</b> <b>253 = 25,000</b>		<b>K = ± 10%</b> <b>M = ± 20%</b> <b>N = ± 30%</b>
<b>RVM06HP03</b>					<b>Ω</b>			
<b>RVM08VP01</b>	-	<b>1</b>	-	<b>B</b>	-	<b>or</b>		
<b>RVM08HP05</b>				<b>(LINEAR)</b>		<b>25K = 25,000</b>		
<b>TG625-HSC</b>						<b>Ω</b>		

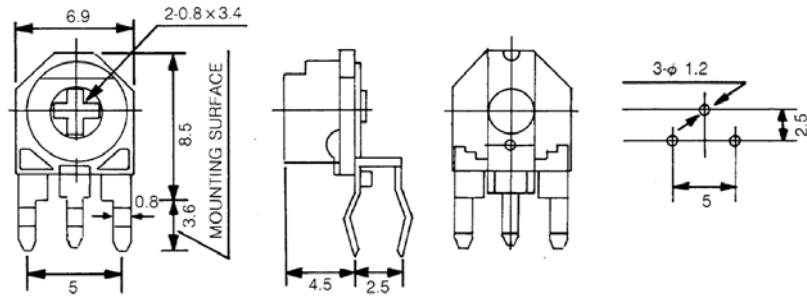
*Call factory @800-227-0075 for special codes.*

### PACKAGE QUANTITY

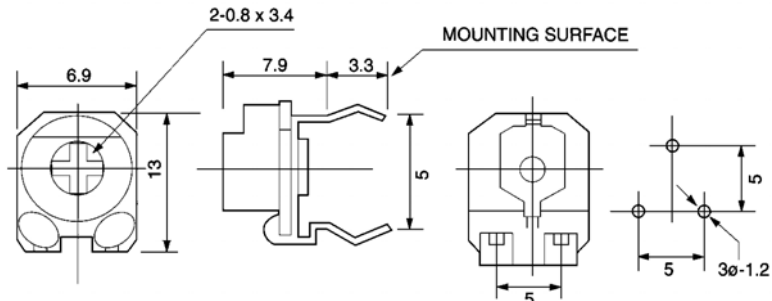
500 pieces per poly bag

**MODELS**

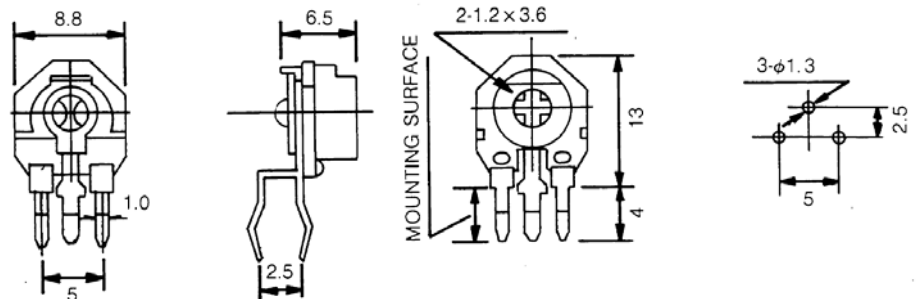
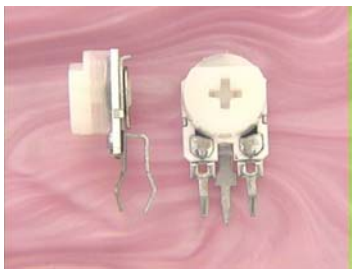
**RVM06-VP01-1**



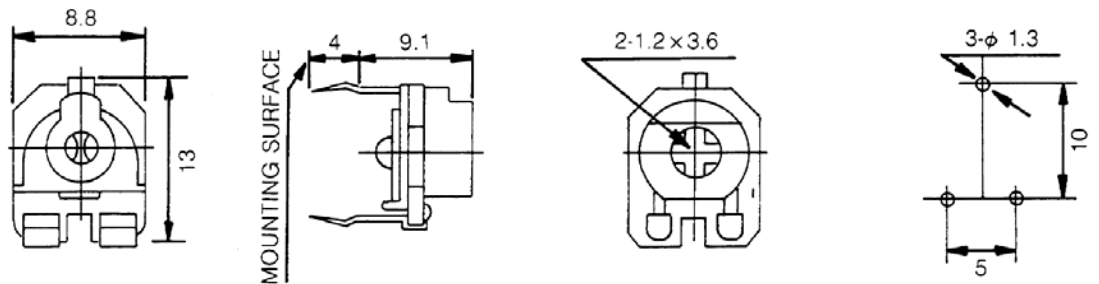
**RVM06-HP03-1**



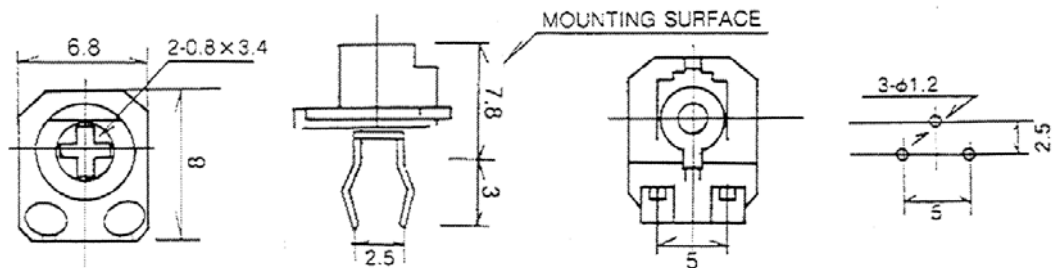

**RVM08-VP01-1**



**RVM08-HP05-1**

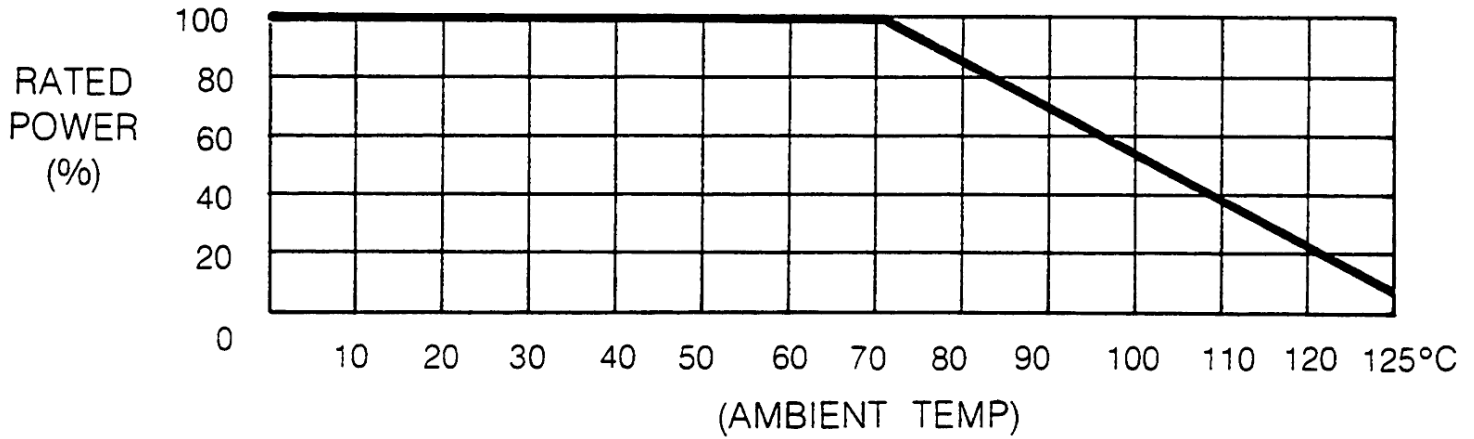


**TG625**



<b>ELECTRICAL CHARACTERISTICS</b>		
<b>Parameter</b>	<b>TG625 &amp; RVM06</b>	<b>RVM08</b>
Range of Resistance Values	100Ω - 5MΩ	100Ω - 5MΩ
Tolerance	100Ω - 1MΩ ±20% > 1MΩ - 5MΩ ±30% <i>Others upon request</i>	100Ω - 1MΩ ±20% > 1MΩ - 5MΩ ±30% <i>Others upon request</i>
Resistance Laws – Tapers	Linear (B) 35% ~ 65% R <sub>n</sub> at 50% rotation	
Residual resistance	≤1%R <sub>n</sub> (maximum value: 3Ω @ < 500Ω)	
Maximum power dissipation @ 70°C	.30 watts	.50 watts
Maximum voltage	100VDC	200VDC
Operating temperature range	-30°C... +100°C	
Temperature coefficient	± 100 p.p.m./°C	
<b>MECHANICAL CHARACTERISTICS</b>		
<b>Parameter</b>	<b>TG625 &amp; RVM06</b>	<b>RVM08</b>
Resistive element	Cermet – ceramic base + precious metal glaze	
Angle of rotation (mechanical)	240°±10°	260°±10°
Rotation torque	50 ~ 250gf-cm	80 ~ 300gf-cm
Maximum torque at end stop	500gf-cm minimum	1.0Kgf-cm minimum
Terminal Strength	Withstand 500g-cm static load in vertical and horizontal axes	
Cycles	100	
<b>TYPICAL TESTS AND RESULTS</b>		
<b>Parameter</b>	<b>Conditions</b>	<b>Results (ΔRn%)</b>
Damp Heat	500 ± 10 hours @40 ± 2°C, 95%RH	± 3%
Thermal Cycling	16 hours + 85°C; 2 hours -25°C	± 3%
Load Life	1,000 hours @70°C	± 3%
Mechanical Life	1000 cycles @10 cpm	± 3%
Soldering effect	SnPb40; 300 ± 10°C; 3 ± 1 seconds	± 1%
Storage (3 years)	23°C ± 2°C	± 3%

**DERATING CURVE**



**RESISTANCE TAPER**

