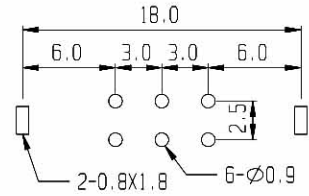
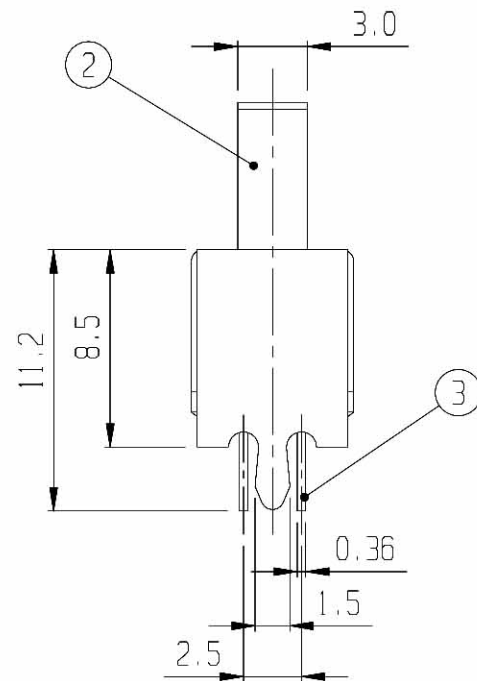
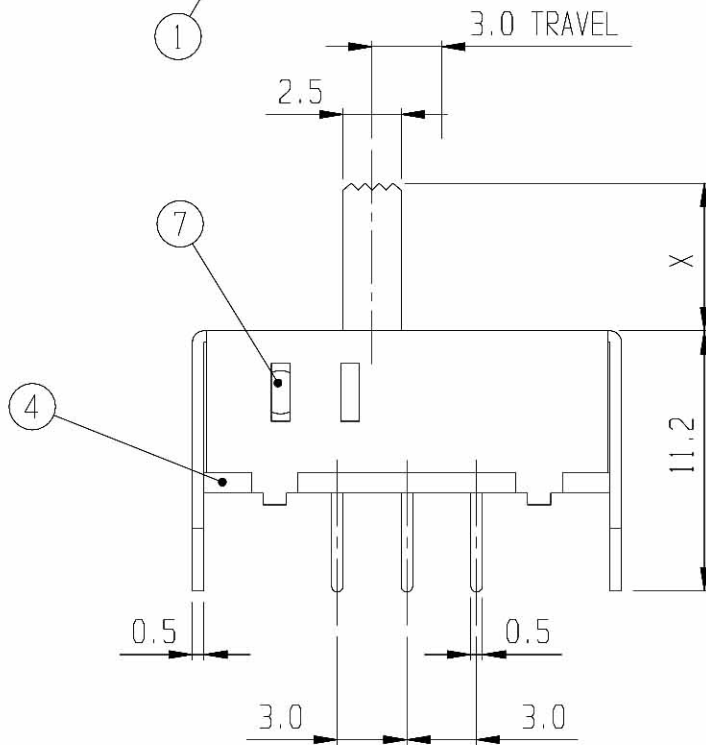


SCHEMATIC



PCB LAYOUT

RoHS Compliance



| | | | | | | | | | |
|----|----------|----------|-----|-----------|----|---------------|--------------|-----------|---------|
| 7 | BALL | STEEL | 1 | | | | | | |
| 5 | CONTACT | P B S | 2 | Ag PLATED | 6 | SPRING | STEEL WIRE | 1 | |
| 3 | TERMINAL | BRASS | 6 | Ag PLATED | 4 | TERMINAL BASE | PHENOL RESIN | 1 NATURAL | |
| 1 | FRAME | S P C C | 1 | Ni PLATED | 2 | KNOB | P O M | 1 EG 2-15 | |
| NO | PART | MATERIAL | QTY | REMARKS | NO | PART | MATERIAL | QTY | REMARKS |

ISSUED

SPECIFICATION

TITLE: SLIDE SWITCH (2P2T)

RATING: DC 30V 0.3A
 CONTACT RESISTANCE: 30mΩ max.
 INSULATION RESISTANCE: 500MΩ at 500V DC
 WITHSTAND VOLTAGE: AC 500V for 1 minute
 OPERATION FORCE: REFER ATTACH SPECIFICATION
 SWITCHING LIFE: 10K cycles min.

MODEL NO: SS-22F72

TOLERANCE UNIT: MM
 UP TO 1.0:±0.1 SCALE: 3:1
 1.0 TO 10.0:±0.2 VERSION: 01
 OVER 10.0:±0.3 DRWG NO:

DWN. *hms*
 CHK'D. *pm*
 APPD. *[Signature]*

BY: *[Signature]*
 DATE: 04-JUN-1999

