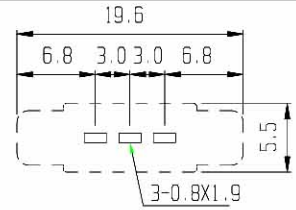
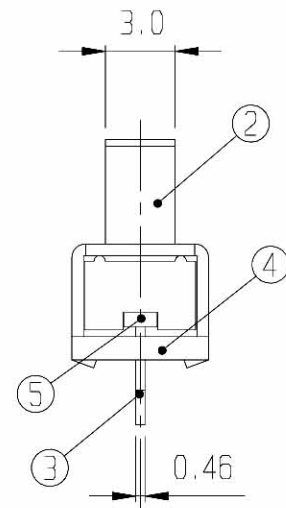
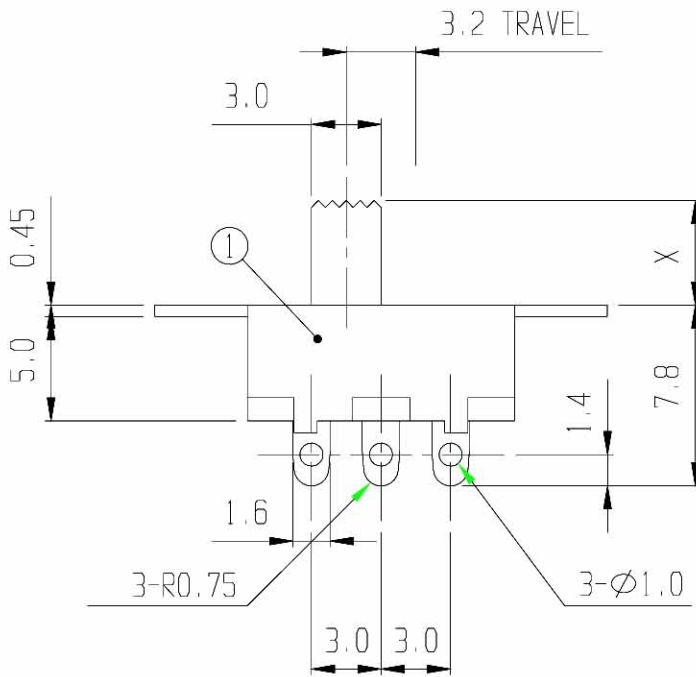


SCHEMATIC



PCB LAYOUT

RoHS Compliance



| 5 | CONTACT | BRASS | 1 | Ag PLATED | 6 | SPRING | STEEL WIRE | 1 | |
|----|----------|----------|-----|--------------|----|---------------|--------------|-----|---------|
| 3 | TERMINAL | BRASS | 3 | Ag PLATED | 4 | TERMINAL BASE | PHENOL RESIN | 1 | NATURAL |
| 1 | FRAME | SPCC | 1 | BLACK PLATED | 2 | KNOB | P O M | 1 | EG 2-15 |
| NO | PART | MATERIAL | QTY | REMARKS | NO | PART | MATERIAL | QTY | REMARKS |

| | | | | |
|---------------|---|-----------------------------------|-------------|--------|
| ISSUED | SPECIFICATION | TITLE: SLIDE SWITCH (1P2T) | | |
| | RATING: DC 30V 0.3A | MODEL NO: SS-12F65 | | |
| | CONTACT RESISTANCE: 30mΩ max. | TOLERANCE | UNIT: MM | DWN. |
| | INSULATION RESISTANCE: 500MΩ at 500V DC | UP TO 1.0:±0.1 | SCALE:2.5:1 | CHK'D. |
| | WITHSTAND VOLTAGE: AC 500V for 1 minute | 1.0 TO 10.0:±0.2 | VERSION: 01 | APPD. |
| | OPERATION FORCE: REFER ATTACH SPECIFICATION | OVER 10.0:±0.3 | DRWG NO: | |
| | SWITCHING LIFE: 10K cycles min. | | | |

BY:
DATE: 09-JUN-1999

