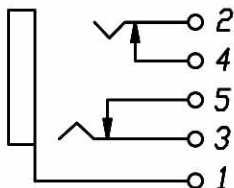
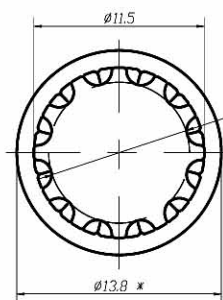


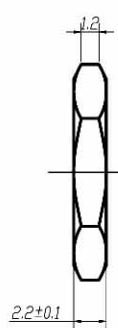
PCB MOUNTING HOLES
(VIEWED FROM COPPER SIDE)



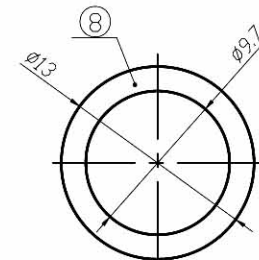
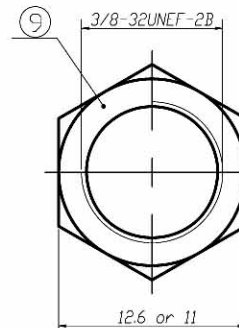
CIRCUIT DIAGRAM



WASHER



HEX NUT



WASHER

NO.	NAME	QTY	MATERIAL (THICK, COLOR)	REMARK
10	HEX NUT	1	H59 (COPPER ALLOY)	Ni-PLATED (Cu ₁ 2-3um, Ni ₂ -3um) RoHS COMPLIANT
9	FLAT WASHER	1	STEEL t=0.5	
8	WASHER	1	STEEL t=0.4	Ag-PLATED (Cu ₁ 2-3um, Ag ₁ 0.3um) RoHS COMPLIANT
7	SLEEVE	1	H59 (COPPER ALLOY)	
6	BODY	1	PBT+10%GF 94HB	RoHS COMPLIANT
5	5# TERMINAL	1	H62Y t=0.4 (C2680R-H)	Ag-PLATED (Cu ₁ 2-3um, Ag ₁ 0.3um) RoHS COMPLIANT
4	4# TERMINAL	1	H62Y t=0.4 (C2680R-H)	
3	3# TERMINAL	1	QSn6.5-0.1Y t=0.35 (C5210R-H)	
2	2# TERMINAL	1	QSn6.5-0.1Y t=0.4 (C5210R-H)	
1	1# TERMINAL	1	H62Y t=0.4 (C2680R-H)	
NO.	NAME	QTY	MATERIAL (THICK, COLOR)	REMARK

ANGLES (DEG)	± 5°
L < 6	± 0.1
6 ≤ L ≤ 20	± 0.2
L > 20	± 0.3
TOLERANCES EXCEPT AS NOTED	



SCALE: 1:1	NAME: PHONE JACK
VIEW:	CAT. NO. SCJ-0629HB
UNIT: mm	