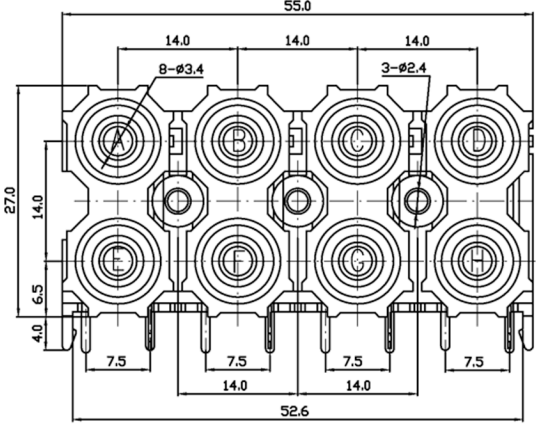
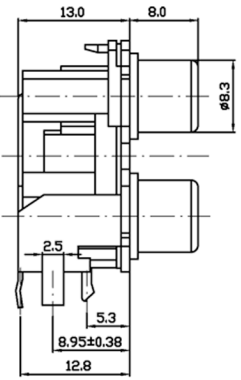
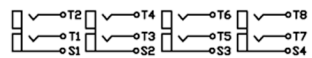


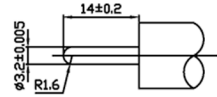
REV.	ECN. NO.	DESCRIPTION	APR.	DATE



CIRCUIT DIAGRAM

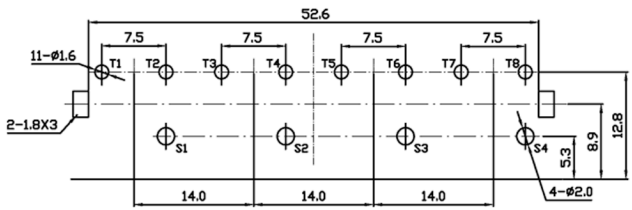


GAUGE PLUG



NOTE:
ELECTRICAL PROPERTIES:
 INSULATION RESISTANCE: 100M Ω MIN
 DIELECTRIC WITHSTANDING: AC 500V
 RATING LOAD :DC 12V, 1A
 CONTACT RESISTANCE: 30mΩ MAX
MECHANICAL PROPERTIES:
 INSERTION FORCE : 3 N~25N
 EXTRACTION FORCE : 3 N~25N
 DURABILITY : 1000 TIMES
APPLIED ENVIRONMENT:
 TEMPERATURE: -40°C ~ 70°C

DIMENSIONS OF PC BOARD HOLES(COMMEND)
 TOP VIEW(T=1.6mm) ⊗



COLOR LAYOUT				OUTER CONDUCTOR PLATING Au
A	B	C	D	
WHITE	WHITE	WHITE	WHITE	
E	F	G	H	
RED	RED	RED	RED	

RoHS Compliant

6	WASHER	8	PBT	SEE TABLE1
5	PINCR NEEDLE(S)	4	BRASS	CuSn
4	PINCR NEEDLE(L)	4	BRASS	CuSn
3	HOUSING	1	PBT	BLACK
2	COVER	4	PBT	BLACK
1	OUTER CONDUCTOR	8	BRASS	Au
ITEM	NAME	QTY	MATERIAL	PLATING & COLOR

DIMENSION IN mm									
GENERAL TOLERANCES (UNLESS SPECIFIED)									
.X ±0.38	.X* ±3.0'	APR.	ZSC	2014-6-20	TITLE.	AV PIN JACK			
.XX ±0.25	.X' ±2.0'	CHK.	CJQ	2014-6-20	PART NO.	JE08D1720G			
.XXX ±0.10	.XX' ±1.5'	DRA.	LXL	2014-6-20	SIZE.	A4	DWG NO.		
CUSTOMER						SCALE.	2 : 1	SHEET	1 / 1
						REV.	A		