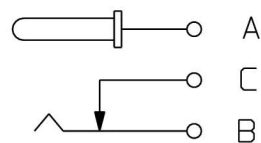
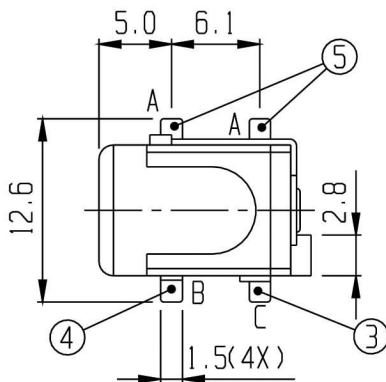
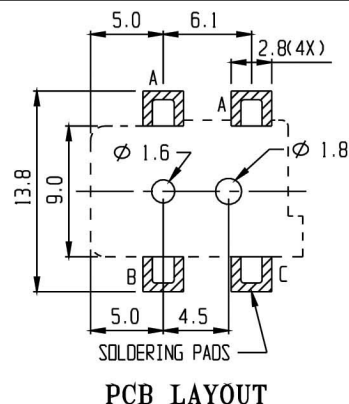


CENTER PIN DIAMETER
 $\phi 2.0\text{mm}/\phi 2.5\text{mm}$

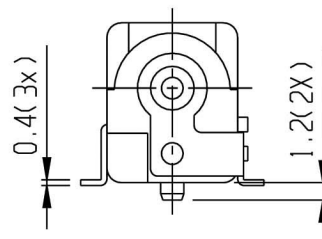
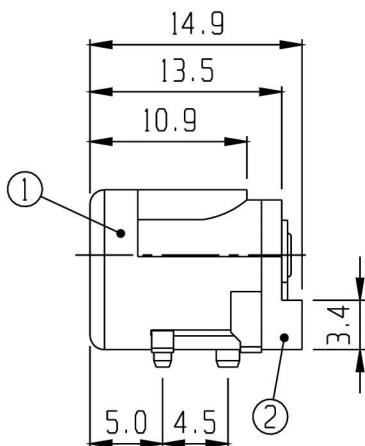
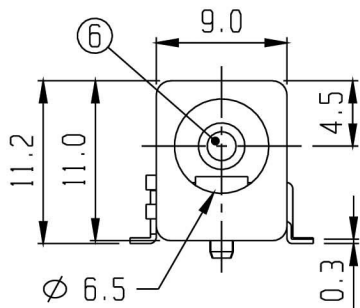
RoHS
 Compliance



SCHEMATIC



PCB LAYOUT



5	TERMINAL	BRASS	1	Ag PLATED	6	CENTER PIN	COPPER ALLOY	1	Ag PLATED
3	TERMINAL	BRASS	1	Ag PLATED	4	SPRING PLATE	CuBe	2	Ag PLATED
1	FRAME	NYLON 46	1		2	COVER BOARD	NYLON 46	1	
NO.	PART	MATERIAL	QTY	REMARKS	NO.	PART	MATERIAL	QTY	REMARKS

ISSUED

SPECIFICATION

TITLE: DC POWER JACK SMD

RATING: DC 30V 0.3A

CONTACT RESISTANCE: 50m Ω max.

INSULATION RESISTANCE: 100M Ω AT 500V DC

WITHSTAND VOLTAGE: AC 500V for 1 minute

OPERATION FORCE: REFER ATTACH SPECIFICATION

SWITCHING LIFE: 5K cycles min

MODEL NO: SCD-014-SMD

TOLERANCE

UP TO 1.0: ± 0.1

1.0 TO 10.0: ± 0.2

OVER 10.0: ± 0.3

UNIT: MM

SCALE: 2:1

VERSION: 03

DRWG NO:

DWN.

CHK'D.

APPD.

BY:

DATE: 26-JUN-2007

VIMEX
 INTERNATIONAL CORPORATION

